

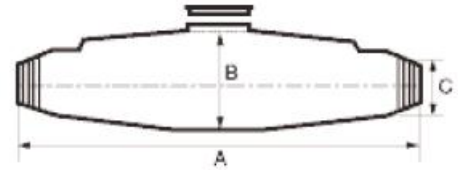

## Branch Cable Joints

### Features:

Un-cut main branch cable joint kit  
 Injection moulded Shell with snap lock design  
 Top quality mechanical connectors  
 Each connector is designed to accept the same size range of the cable as the joint that it is supplied with  
 Earth braid  
 The earth braid is flat and soft to ensure good contact, it is also insulated for double protection  
 Core separator ensures safe separation  
 Joints move and expand due to Heat from current and earth movement.  
 The constant force spring ensures contact pressure is maintained with any movement  
 The resin is supplied in a two part, easy-mix pack. This ensures Proper mixing and easier pouring  
 The resin is safe to use and safe for disposal  
 Excellent adhesion to PAPER, POLYETHYLENE, PVC & XLPE  
 Suitable for BS5467 & BS6724 cables

### Straight Joints

Type	Dimensions mm				BATT Part No
	A	B	C		
			Min	Max	
CM0 range	200	35	5	20	90390
CM1 range	250	45	8	30	90391
CM2 range	320	60	10	34	90392
CM3 range	450	75	30	48	90393
CM4 range	550	100	40	66	90394
CM5 range	660	140	50	85	90395
CM6 range	1290	140	45	95	90396
CM7 range	1345	155	70	105	90397



All supplied complete with mechanical connectors and resin

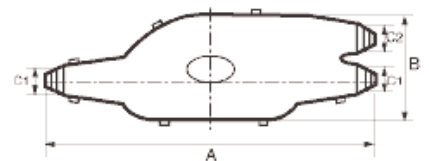

### Selection Chart

CM0 + C up to 4 core 1.5-6mm  
 CM1 + C up to 4 core 10mm  
 CM2 + C up to 4 core 16 – 25mm  
 CM3 + C up to 4 core 35 – 70mm

CM4 + C up to 4 core 95 – 120mm  
 CM5 + C up to 4 core 150mm  
 CM6 + C up to 4 core 185 – 240mm  
 CM7 + C up to 4 core 300 – 400mm

### Branch Joints

Type	Dimensions mm						BATT Part No
	A	B	C1		C2		
			Min	Max	Min	Max	
CM1 range	335	110	10	20	10	20	-
CM1.5 range	300	130	25	50	22	32	-
CM2 range	420	125	10	32	10	32	-
CM2.5 range	420	150	42	60	30	45	-
CM3.5 range	500	150	57	65	34	50	-
CBM1 + C range	770	140	-	53	-	53	90402
CBM2 + C range	910	170	-	60	-	60	90403
CBM3 + C range	1010	200	-	73	-	73	90404
CPJ	160	92	10	25	10	20	-



All supplied complete with mechanical connectors and resin